



**MODEL: ER14250C**  
**Lithium Thionyl Chloride**  
**(Li-SOCl<sub>2</sub>) Battery**

International size reference: 1/2AA, ER14250C

**ELECTRICAL CHARACTERISTICS**

(typical values for cells stored for one year or less, at 25°C)

■ **Nominal capacity** 1.20 Ah

(at 0.5 mA, +25°C, 2.0V cut off. The capacity restored by the cell varies according to current drain, temperature and cut off voltage.)

■ **Rated voltage** 3.6 V

■ **Maximum recommended continuous current** 15 mA

(To get 50% of the nominal capacity at +25°C with 2.0V cut off. Higher currents possible. Consult OmniCel.)

■ **Pulse capability:** Typically up to 50mA (50mA / 0.1second pulses, drained every 2 min at 25 °C from undischarged cells with 10 µA base current, yield voltage readings above 3.0V. The readings may vary according to the pulse characteristics, the temperature, and the cell’s previous history. Fitting cell with a capacitor may be recommended in severe conditions. Consult OmniCel..)

■ **Storage** (recommended) 30°C max

(for more severe condition consult OmniCel.)

■ **Operating temperature range** -55°C / +85°C

(Operation at temperature different from ambient may lead to reduced capacity and lower voltage plateau readings.)

**⚠ WARNING:**

Fire, explosion and severe burn hazard. Do not recharge, crush, disassemble, heat above 212°F (100°C), incinerate, or expose contents to water.

**KEY FEATURES**

- ✓ High and stable operating voltage
- ✓ High minimum voltage during pulsing
- ✓ Low self discharge rate (less than 1% after 1 year of storage at +25°C)
- ✓ Stainless steel container
- ✓ Hermetic glass-to-metal sealing
- ✓ Non-flammable electrolyte
- ✓ Compliant with IEC 86-4 safety standard and EN 50020 intrinsic safety

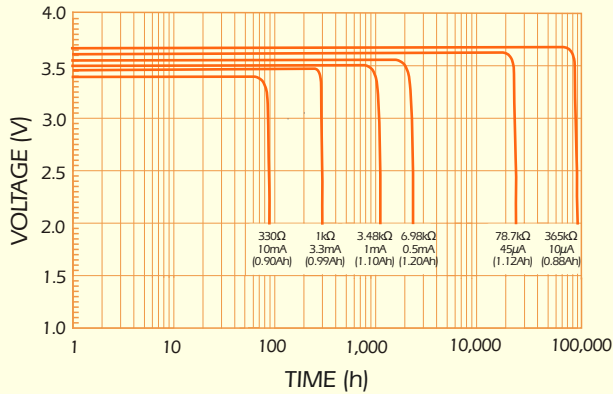
⚠ Underwriters Laboratories (UL) Component Recognition (File Number MH28717)

**MAIN APPLICATIONS**

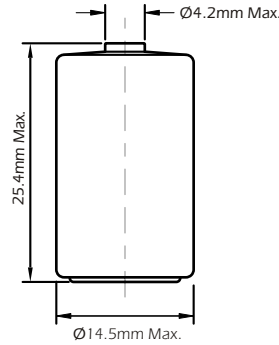
- ✓ Utility metering
- ✓ Alarms and security devices
- ✓ Memory back-up
- ✓ Tracking systems
- ✓ Automotive electronics
- ✓ Professional electronics ... etc.

Note: Any representations in this data sheet concerning performance are for informational purpose only and are not construed as warranties, either expressed or implied, of future performance.

## DISCHARGE CHARACTERISTICS @ + 25°C



## ER14250C

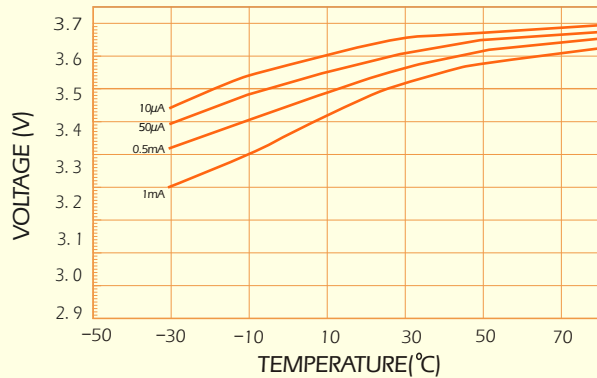


### AVAILABLE TERMINATIONS

Suffix-/S	Standard
Suffix-/P	Axial Tabs
Suffix-/T	Solder Tabs
Suffix-/2PT	Polarized Tabs
Suffix-/3PT/3TP	Polarized Tabs
Suffix-/4PF/4FP	Polarized Tabs

[View available terminations](#)

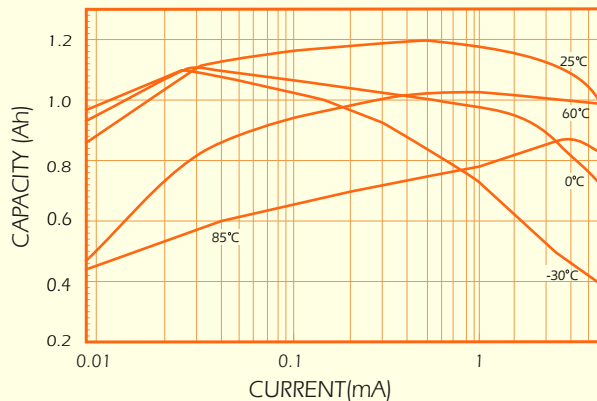
## VOLTAGE VS. TEMPERATURE



## PHYSICAL CHARACTERISTICS

■ Diameter (max)	14.5 mm (0.57")
■ Height (max)	25.4 mm (0.992")
■ Typical weight	10 g (0.353oz)

## CAPACITY VS. CURRENT



## STORAGE CHARACTERISTICS

