
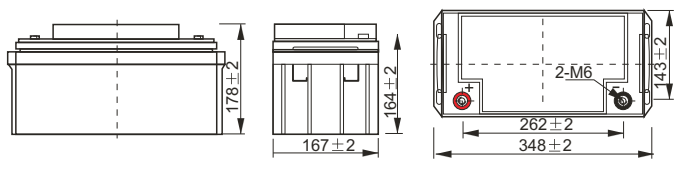




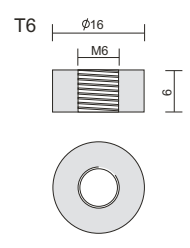
PS-12650 12V 65AH



Dimensions (mm)



Standard Terminal (mm)



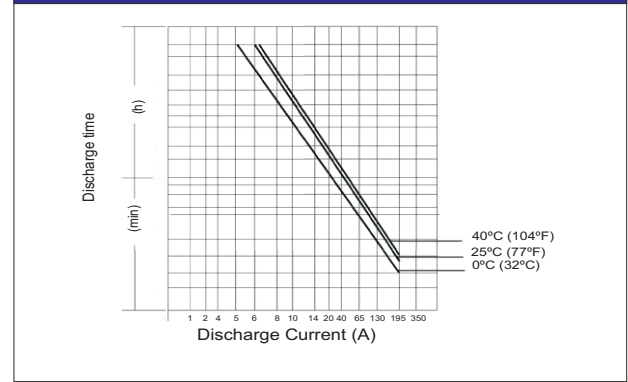
Physical Specification

| | | |
|-------------------------|------------------------------|---------------|
| Nominal Voltage | | 12V |
| Nominal Capacity (20HR) | | 65AH |
| Dimension | Length | 348 ± 2mm |
| | Width | 167 ± 2mm |
| | Container Height | 178 ± 2mm |
| | Total Height (with Terminal) | 178 ± 2mm |
| Weight | | Approx 22.2Kg |
| Standard Terminal | | T6 |

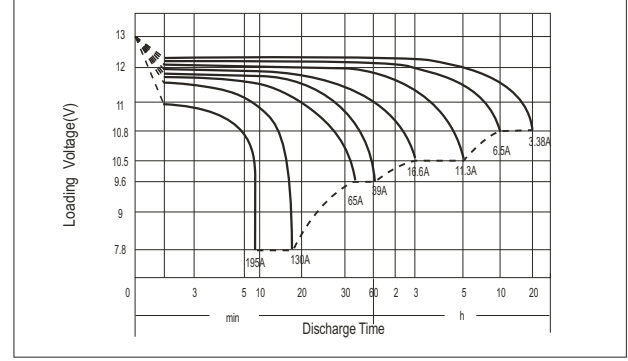
Electrical Specification

| | | | | | |
|----------------------------------|----------------------|--------|------------------|---------|--|
| Rated Capacity | 20 hour rate (3.38A) | 67.6AH | Constant-Voltage | Cycle | Initial Charging Current less than 19.5A. Voltage 14.4V- 15.0V at 25°C (77°F) Temp. Coefficient -30mV/°C |
| | 10 hour rate (6.5A) | 65AH | | | |
| Capacity affected by Temperature | 5 hour rate (11.3A) | 56.5AH | Charge | Standby | No limit on Initial Charging Current Voltage 13.5V-13.8V at 25°C(77°F) Temp. Coefficient - 20mV/°C |
| | 1 hour rate (39A) | 50.7AH | | | |
| | 40°C (104°F) | 103% | | | |
| | 25°C (77°F) | 100% | | | |
| | 0°C (32°F) | 86% | | | |

Discharging Current & Discharge Duration Time



Discharge Characteristics (25°C, 77°C)



Constant Current Discharge Characteristics Unit: Amperes (25°C, 77°F)

| F.V/Time | 5MIN | 10MIN | 15MIN | 30MIN | 1HR | 2HR | 3HR | 4HR | 5HR | 8HR | 10HR | 20HR |
|----------|-------|-------|-------|-------|------|------|------|------|------|------|------|------|
| 1.60V | 225.5 | 156.8 | 119.2 | 70.2 | 39.7 | 24.4 | 18.7 | 15.1 | 12.2 | 8.06 | 6.84 | 3.54 |
| 1.67V | 194.4 | 140.0 | 108.1 | 65.1 | 37.8 | 23.4 | 17.8 | 14.3 | 11.6 | 7.92 | 6.70 | 3.51 |
| 1.70V | 185.4 | 133.8 | 104.8 | 63.0 | 37.0 | 23.0 | 17.4 | 14.1 | 11.5 | 7.88 | 6.63 | 3.48 |
| 1.75V | 168.4 | 122.8 | 98.2 | 60.6 | 36.6 | 22.1 | 16.6 | 13.5 | 11.3 | 7.84 | 6.56 | 3.41 |
| 1.80V | 149.3 | 111.8 | 89.9 | 58.3 | 34.3 | 21.3 | 16.0 | 13.2 | 10.9 | 7.62 | 6.50 | 3.38 |
| 1.85V | 111.2 | 87.5 | 74.4 | 49.4 | 30.6 | 19.5 | 15.4 | 12.6 | 10.2 | 7.18 | 6.14 | 3.35 |

Constant Power Discharge Characteristics Unit: Watts (25°C, 77°F)

| F.V/Time | 5MIN | 10MIN | 15MIN | 30MIN | 1HR | 2HR | 3HR | 4HR | 5HR | 8HR | 10HR | 20HR |
|----------|--------|--------|--------|-------|-------|-------|-------|-------|-------|------|------|------|
| 1.60V | 2242.8 | 1599.3 | 1251.2 | 768.0 | 447.3 | 277.7 | 214.1 | 173.7 | 141.0 | 94.4 | 80.6 | 41.9 |
| 1.67V | 1993.8 | 1468.2 | 1158.6 | 720.5 | 430.0 | 267.7 | 205.1 | 166.0 | 134.9 | 93.1 | 79.2 | 41.6 |
| 1.70V | 1914.8 | 1409.8 | 1127.4 | 700.2 | 423.1 | 264.2 | 201.0 | 163.9 | 133.7 | 92.7 | 78.5 | 41.2 |
| 1.75V | 1788.5 | 1323.4 | 1070.9 | 676.5 | 419.3 | 254.8 | 192.5 | 156.8 | 132.4 | 92.4 | 77.7 | 40.5 |
| 1.80V | 1620.7 | 1224.0 | 992.6 | 657.0 | 395.2 | 246.5 | 185.5 | 153.5 | 127.7 | 90.0 | 77.1 | 40.1 |
| 1.85V | 1220.4 | 969.4 | 832.8 | 565.5 | 355.7 | 227.4 | 180.4 | 147.8 | 119.5 | 85.1 | 72.9 | 39.8 |



Power-Sonic Europe Limited
 3 Buckingham Square, Wickford, Essex, SS11 8YQ
 Tel: +44 (0)1268 560686 Fax: +44 (0)1268 560902
 sales@power-sonic.co.uk
 www.power-sonic.co.uk